

MY HALLOWEEN OBSESSION

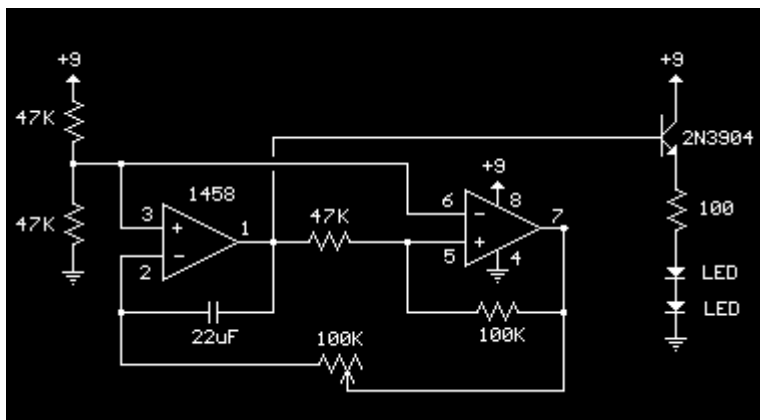
<http://www.home.earthlink.net/~halloweenobsession/halloween/Projects/skull.htm>

SKULL WITH FADING EYES

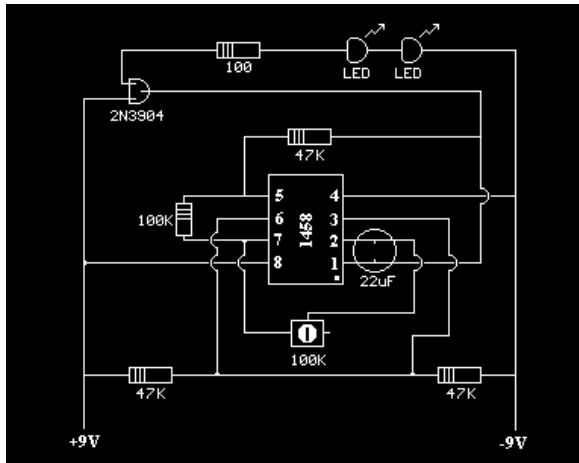


This circuit can be used to slowly illuminate and fade a pair of red LEDs.

The 100K potentiometer connected between pin 2 and pin 7 establishes the frequency which varies from a slow fade over several seconds to a very fast pulse. I used a pair of huge 10mm, super bright 5000MCD, LEDs.




Obtained from
Omarshauntedtrail.com



PARTS LIST: 1458 Dual Op-Amp, 22uf capacitor, 3 - 47,000 ohm resistors, 100,000 ohm resistor, 100 ohm resistor, 100,000 ohm potentiometer, 2N3904 transistor, 2 - LEDs.

NOTE: Jim Kadel at [Haunt Master Products](http://HauntMasterProducts.com) sells a ready to use, fading eyes unit for \$11.00. If you make your own, it will cost more and it will take an hour or two. I'm just bull-headed and had to build my own.



[Projects](#)

Obtained from
Omarshauntedtrail.com