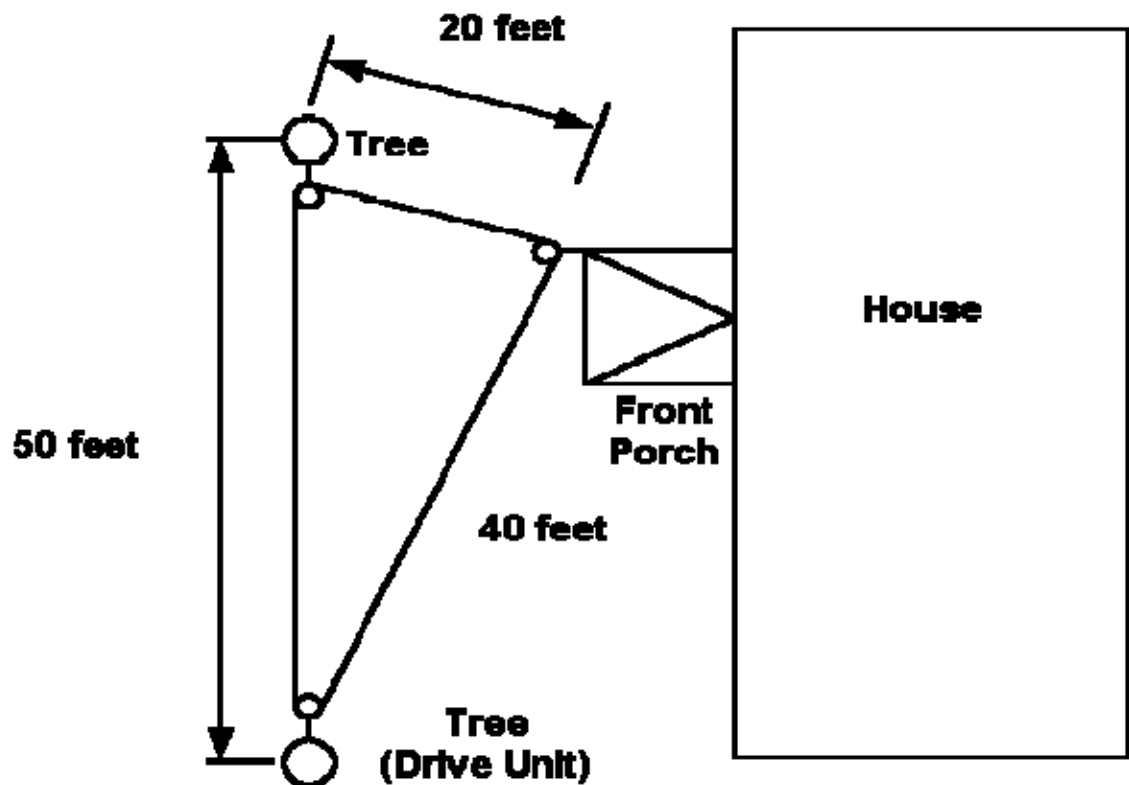




Axworthy Flying Ghost

Back in 1995, when Scott Axworthy posted the details of his outdoor flying ghost, he irreparably altered halloween for many home haunters. This prop has delighted spectators and infuriated hauntbuilders over the years.

Below, you can see some diagrams and photos of how I built mine... It was a raging success this year!




Here's the path of the ghost, as it floats through the yard. I would have preferred a more square track, but the triangular route will have to do...

Obtained from
Omarshantedtrail.com




Here's a shot of the drive unit all mounted and strung with a test line. Note the bungee tensioning rig. I used the fluorescent line to keep from hanging the ladder (and my throat) in it while I set it up



Another shot of the drive unit. I was testing with a roll of masking tape for payload.



This is the drive unit. It gets mounted onto another strut in the tree in a pivoting fashion. This 'scissors' action allows a simple bungee cord to act as a tensioner.



Here's how that little motor drives the whole rig.



This wheel mount also sports a pair of red floods which lend a dreary effect to the cemetery. The wooden valance is merely a 'lamp shade'.




A corner pulley - this is taken before the red lights were mounted over our cemetery.



The third pulley. I would have liked to have run this in a more rectangular path, but didn't have the layout for it. The triangular design worked well, though



Here's the form for the ghost. Two styrofoam balls, I kinda mashed one of them up a bit with my hands to form the head. The eyes kinda undulated, or 'warbled' - not quite a flash, but not steadily on. Those eyes are 10mm jumbo LEDs.



Here's a shot of why the eyes warbled. A circuit board and battery holder hot-glued to his back.



Here he is all dressed and lit up. His mouth is a round sticker that has been 'blackened' with magic marker.



He had some wire loops formed into arms to fill him out a bit. Yep, one fine looking ghost, huh?

Obtained from
Omarshantedtrail.com



He's flying! Flying!



This guy cruised all night. He proved to be quite a hit. Standing beside the Yard Boy is a 4 foot fluorescent black light in a piece of black pipe. The ghost REALLY glowed through this leg of his track.



After Halloween. He's still lit up as of the 6th of November - same batteries.

Obtained from
Omarshauntedtrail.com