



Chris' Home-built Halloween F/X Displays

<http://usersites.horrorfind.com/home/halloween/csolsen/tomb2002.html>


2002 Halloween Projects: Tombstones

2003 Home Haunt to be on Buena Vista Ave between 2nd & 3rd Ave near Larkey Park in Walnut Creek, CA



Illuminated under Blacklight

Obtained from
Omarshantedtrail.com




Illuminated under Blacklight



Illuminated under Blacklight



Red Chasing lights were used for a twinkling effect



1/2" PVC tubing 12" long is embedded into the foam board to provide strength when mounted on posts



The Dremel took with the router attachment made carving the letters fantastic. The 1/2" drill bit was used to drill out holes in foam board for PVC insert. In picture, you can see a longer piece of PVC that I sharpened on the edges to use as cutter for making the support holes before inserting the final piece of PVC.



I picked up Glow-in-the-dark paint from Michael's craft store. Pink, Orange, and green are too unnatural for the tombstone, so I mixed pink and green to make a brown color under ambient light and it gives a pale yellow under black light that I am very happy with.

Obtained from
Omarshauntedtrail.com